

"FLOCKY"

IL GRANAIO DEI MALATESTA FLOCKY



DNA Test Report

Test Date: August 25th, 2023

embk.me/ilgranaiodeimalatestaflocky

BREED ANCESTRY

 Lagotto Romagnolo : 100.0%

GENETIC STATS

Predicted adult weight: **39 lbs**


Life stage: **Young adult**

Based on your dog's date of birth provided.

TEST DETAILS

Kit number: EM-21326468

Swab number: 31220411607197



Fun Fact

Lagotto Romagnolos were originally bred as water retrievers, which is evident in their name: "lagotto" means little lake in Italian.

LAGOTTO ROMAGNOLO

Lagotto Romagnolos are an Italian breed of dog from the Romagna region of Italy. Sporting curly hair and charming faces, they were originally bred as hunting dogs during the Medieval Period; however, today they are mostly kept as pets and as a different kind of hunting dog—Lagotto Romagnolos are expert truffle dogs. Their wonderful sense of smell makes them a great candidate for finding and unearthing truffles, rare and expensive mushrooms that are considered culinary delicacies. Lagotto Romagnolos are very much "working dogs" and likely won't be satisfied if they spend most of their time indoors. Because of this, they do best with families that are active and spend a lot of time outside. If interested in truffle hunting, prospective owners can purchase Lagotto Romagnolos that were specially trained to find truffles. If kept simply as pets, however, it is very important that Lagotto Romagnolos are given enough time outside and adequate exercise, or they can become bored and subsequently destructive. Due to this, they aren't ideal apartment dogs—though they can adapt if need be—and would generally do better in a suburban or rural environment. Mental exercise is just as important as physical exercise; Lagotto Romagnolos are very intelligent and can get bored easily. Enrolling Lagotto Romagnolos in a dog sport or obedience training is a great way to keep them occupied. Lagotto Romagnolos are very loving and loyal dogs and are a great choice for families with children and other pets. They get along well with other dogs and can do very well with cats if socialized with them from a young age. They have sweet demeanors and are relatively easy to train with proper instruction. Another great thing about Lagotto Romagnolos is that they shed very little, and they are as close to hypoallergenic as a dog can be (though no dog is completely safe for people who are severely allergic to dogs). They make great companions for families that are sensitive to allergy issues and who are looking to add an active and sweet dog to their home.

"FLOCKY"



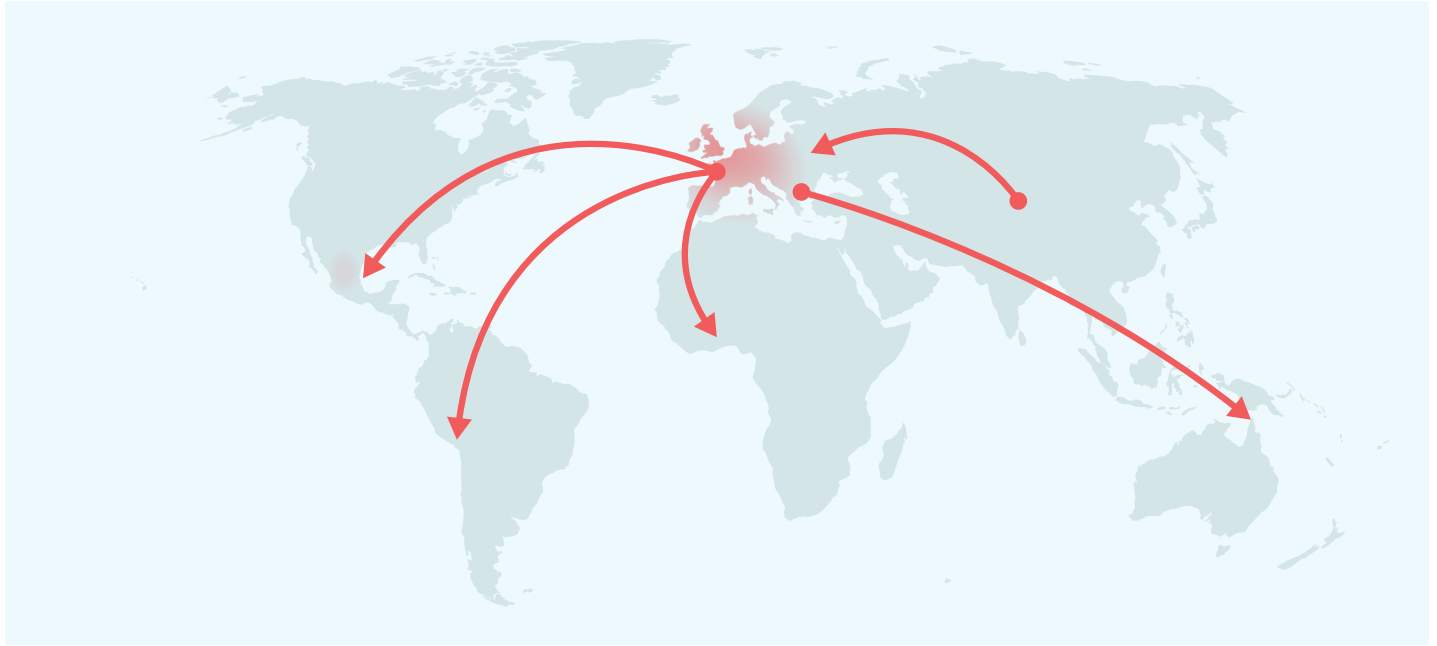
IL GRANAIO DEI MALATESTA FLOCKY

DNA Test Report

Test Date: August 25th, 2023

embk.me/ilgranaiodeimalatestaflocky

MATERNAL LINE



Through Flocky's mitochondrial DNA we can trace his mother's ancestry back to where dogs and people first became friends. This map helps you visualize the routes that his ancestors took to your home. Their story is described below the map.

HAPLOGROUP: A1b

This female lineage was very likely one of the original lineages in the wolves that were first domesticated into dogs in Central Asia about 15,000 years ago. Since then, the lineage has been very successful and travelled the globe! Dogs from this group are found in ancient Bronze Age fossils in the Middle East and southern Europe. By the end of the Bronze Age, it became exceedingly common in Europe. These dogs later became many of the dogs that started some of today's most popular breeds, like German Shepherds, Pugs, Whippets, English Sheepdogs and Miniature Schnauzers. During the period of European colonization, the lineage became even more widespread as European dogs followed their owners to far-flung places like South America and Oceania. It's now found in many popular breeds as well as village dogs across the world!

HAPLOTYPE: A361/409/611

Part of the A1b haplogroup, this haplotype occurs most frequently in German Shepherd Dogs, Poodles, and Shiloh Shepherds.

Registration: American Kennel Club



(AKC) SS33834201

"FLOCKY"



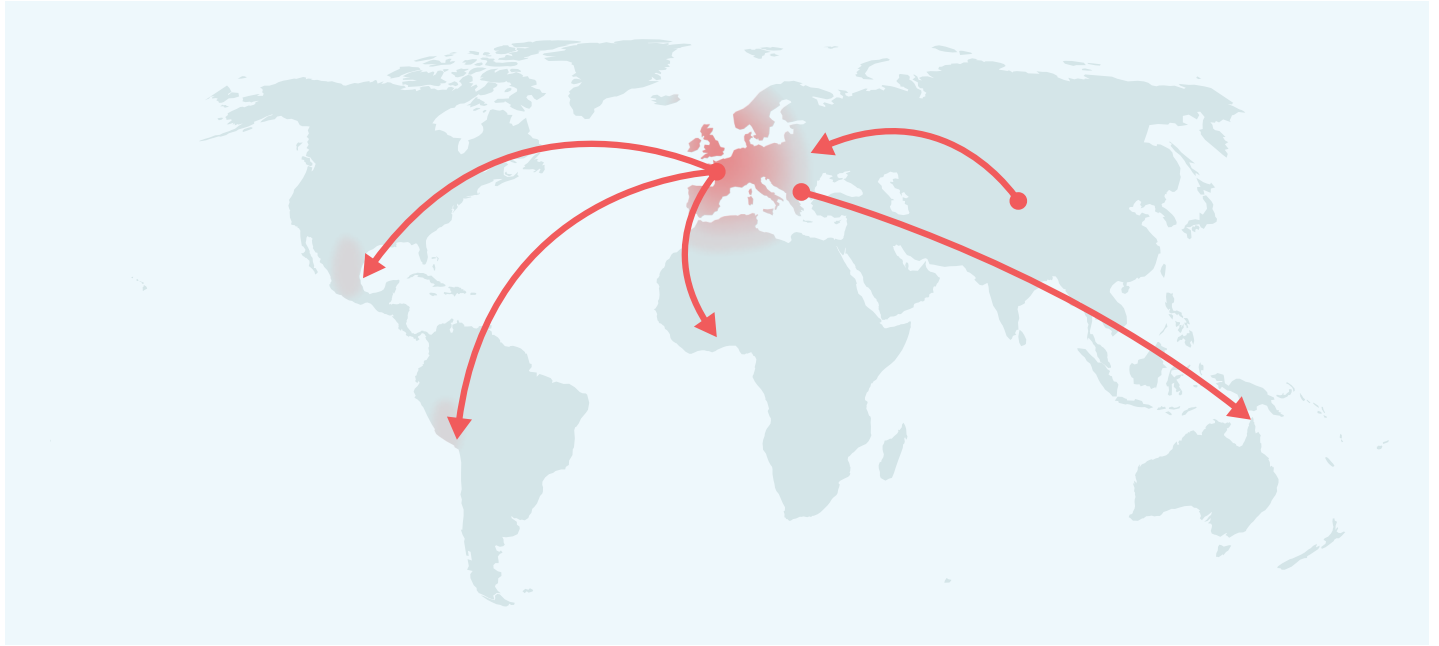
IL GRANAIO DEI MALATESTA FLOCKY

DNA Test Report

Test Date: August 25th, 2023

embk.me/ilgranaiodeimalatestaflocky

PATERNAL LINE



Through Flocky's Y chromosome we can trace his father's ancestry back to where dogs and people first became friends. This map helps you visualize the routes that his ancestors took to your home. Their story is described below the map.

HAPLOGROUP: A1a

Some of the wolves that became the original dogs in Central Asia around 15,000 years ago came from this long and distinguished line of male dogs. After domestication, they followed their humans from Asia to Europe and then didn't stop there. They took root in Europe, eventually becoming the dogs that founded the Vizsla breed 1,000 years ago. The Vizsla is a Central European hunting dog, and all male Vizslas descend from this line. During the Age of Exploration, like their owners, these pooches went by the philosophy, "Have sail, will travel!" From the windy plains of Patagonia to the snug and homey towns of the American Midwest, the beaches of a Pacific paradise, and the broad expanse of the Australian outback, these dogs followed their masters to the outposts of empires. Whether through good fortune or superior genetics, dogs from the A1a lineage traveled the globe and took root across the world. Now you find village dogs from this line frolicking on Polynesian beaches, hanging out in villages across the

HAPLOTYPE: H1a.42

Part of the A1a haplogroup, the H1a.42 haplotype occurs most commonly in Airedale Terriers, Lagotto Romagnolos and American Pit Bull Terriers.

Registration: American Kennel Club



(AKC) SS33834201

"FLOCKY"



IL GRANAIO DEI MALATESTA FLOCKY

DNA Test Report

Test Date: August 25th, 2023

embk.me/ilgranaiodeimalatestaflocky

TRAITS: COAT COLOR

TRAIT	RESULT
-------	--------

E Locus (MC1R)

The E Locus determines if and where a dog can produce dark (black or brown) hair. Dogs with two copies of the recessive **e** allele do not produce dark hairs at all, and will be "red" over their entire body. The shade of red, which can range from a deep copper to yellow/gold to cream, is dependent on other genetic factors including the Intensity loci. In addition to determining if a dog can develop dark hairs at all, the E Locus can give a dog a black "mask" or "widow's peak," unless the dog has overriding coat color genetic factors. Dogs with one or two copies of the **Em** allele usually have a melanistic mask (dark facial hair as commonly seen in the German Shepherd and Pug). Dogs with no copies of **Em** but one or two copies of the **Eg** allele usually have a melanistic "widow's peak" (dark forehead hair as commonly seen in the Afghan Hound and Borzoi, where it is called either "grizzle" or "domino").

No dark mask or grizzle (Ee)

K Locus (CBD103)

The K Locus **K^B** allele "overrides" the A Locus, meaning that it prevents the A Locus genotype from affecting coat color. For this reason, the **K^B** allele is referred to as the "dominant black" allele. As a result, dogs with at least one **K^B** allele will usually have solid black or brown coats (or red/cream coats if they are **ee** at the E Locus) regardless of their genotype at the A Locus, although several other genes could impact the dog's coat and cause other patterns, such as white spotting. Dogs with the **k^Yk^Y** genotype will show a coat color pattern based on the genotype they have at the A Locus. Dogs who test as **K^Bk^Y** may be brindle rather than black or brown.

More likely to have a patterned haircoat (k^Yk^Y)

Registration:



TRAITS: COAT COLOR (CONTINUED)

TRAIT	RESULT
-------	--------

Intensity Loci LINKAGE

Areas of a dog's coat where dark (black or brown) pigment is not expressed either contain red/yellow pigment, or no pigment at all. Five locations across five chromosomes explain approximately 70% of red pigmentation "intensity" variation across all dogs. Dogs with a result of **Intense Red Pigmentation** will likely have deep red hair like an Irish Setter or "apricot" hair like some Poodles, dogs with a result of **Intermediate Red Pigmentation** will likely have tan or yellow hair like a Soft-Coated Wheaten Terrier, and dogs with **Dilute Red Pigmentation** will likely have cream or white hair like a Samoyed. Because the mutations we test may not directly cause differences in red pigmentation intensity, we consider this to be a linkage test.

Any light hair likely yellow or tan (Intermediate Red Pigmentation)

A Locus (ASIP)

The A Locus controls switching between black and red pigment in hair cells, but it will only be expressed in dogs that are not **ee** at the E Locus and are **k^Yk^Y** at the K Locus. Sable (also called "Fawn") dogs have a mostly or entirely red coat with some interspersed black hairs. Agouti (also called "Wolf Sable") dogs have red hairs with black tips, mostly on their head and back. Black and tan dogs are mostly black or brown with lighter patches on their cheeks, eyebrows, chest, and legs. Recessive black dogs have solid-colored black or brown coats.

Black/Brown and tan coat color pattern (a^a)

D Locus (MLPH)

The D locus result that we report is determined by two different genetic variants that can work together to cause diluted pigmentation. These are the common **d** allele, also known as "**d1**", and a less common allele known as "**d2**". Dogs with two **d** alleles, regardless of which variant, will have all black pigment lightened ("diluted") to gray, or brown pigment lightened to lighter brown in their hair, skin, and sometimes eyes. There are many breed-specific names for these dilute colors, such as "blue", "charcoal", "fawn", "silver", and "Isabella". Note that in certain breeds, dilute dogs have a higher incidence of Color Dilution Alopecia. Dogs with one **d** allele will not be dilute, but can pass the **d** allele on to their puppies. To view your dog's **d1** and **d2** test results, click the "SEE DETAILS" link in the upper right hand corner of the "Base Coat Color" section of the Traits page, and then click the "VIEW SUBLOCUS RESULTS" link at the bottom of the page.

Dark areas of hair and skin are not lightened (DD)

TRAITS: COAT COLOR (CONTINUED)

TRAIT	RESULT
-------	--------

Cocoa (HPS3)

Dogs with the **coco** genotype will produce dark brown pigment instead of black in both their hair and skin. Dogs with the **Nco** genotype will produce black pigment, but can pass the **co** allele on to their puppies. Dogs that have the **coco** genotype as well as the **bb** genotype at the B locus are generally a lighter brown than dogs that have the **Bb** or **BB** genotypes at the B locus.

No co alleles, not expressed (NN)

B Locus (TYRP1)

Dogs with two copies of the **b** allele produce brown pigment instead of black in both their hair and skin. Dogs with one copy of the **b** allele will produce black pigment, but can pass the **b** allele on to their puppies. E Locus **ee** dogs that carry two **b** alleles will have red or cream coats, but have brown noses, eye rims, and footpads (sometimes referred to as "Dudley Nose" in Labrador Retrievers). "Liver" or "chocolate" is the preferred color term for brown in most breeds; in the Doberman Pinscher it is referred to as "red".

Brown hair and skin (bb)

Saddle Tan (RALY)

The "Saddle Tan" pattern causes the black hairs to recede into a "saddle" shape on the back, leaving a tan face, legs, and belly, as a dog ages. The Saddle Tan pattern is characteristic of breeds like the Corgi, Beagle, and German Shepherd. Dogs that have the **ll** genotype at this locus are more likely to be mostly black with tan points on the eyebrows, muzzle, and legs as commonly seen in the Doberman Pinscher and the Rottweiler. This gene modifies the A Locus **a^t** allele, so dogs that do not express **a^t** are not influenced by this gene.

Not saddle tan patterned (ll)

S Locus (MITF)

The S Locus determines white spotting and pigment distribution. MITF controls where pigment is produced, and an insertion in the MITF gene causes a loss of pigment in the coat and skin, resulting in white hair and/or pink skin. Dogs with two copies of this variant will likely have breed-dependent white patterning, with a nearly white, parti, or piebald coat. Dogs with one copy of this variant will have more limited white spotting and may be considered flash, parti or piebald. This MITF variant does not explain all white spotting patterns in dogs and other variants are currently being researched. Some dogs may have small amounts of white on the paws, chest, face, or tail regardless of their S Locus genotype.

Likely flash, parti, piebald, or extreme white (spsp)

TRAITS: COAT COLOR (CONTINUED)

TRAIT	RESULT
-------	--------

M Locus (PMEL)

Merle coat patterning is common to several dog breeds including the Australian Shepherd, Catahoula Leopard Dog, and Shetland Sheepdog, among many others. Merle arises from an unstable SINE insertion (which we term the "M*" allele) that disrupts activity of the pigmentary gene PMEL, leading to mottled or patchy coat color. Dogs with an **M*m** result are likely to be phenotypically merle or could be "non-expressing" merle, meaning that the merle pattern is very subtle or not at all evident in their coat. Dogs with an **M*M*** result are likely to be phenotypically merle or double merle. Dogs with an **mm** result have no merle alleles and are unlikely to have a merle coat pattern.

No merle alleles (mm)

Note that Embark does not currently distinguish between the recently described cryptic, atypical, atypical+, classic, and harlequin merle alleles. Our merle test only detects the presence, but not the length of the SINE insertion. We do not recommend making breeding decisions on this result alone. Please pursue further testing for allelic distinction prior to breeding decisions.

R Locus (USH2A) LINKAGE

The R Locus regulates the presence or absence of the roan coat color pattern. Partial duplication of the USH2A gene is strongly associated with this coat pattern. Dogs with at least one **R** allele will likely have roaning on otherwise uniformly unpigmented white areas. Roan appears in white areas controlled by the S Locus but not in other white or cream areas created by other loci, such as the E Locus with **ee** along with Dilute Red Pigmentation by I Locus (for example, in Samoyeds). Mechanisms for controlling the extent of roaning are currently unknown, and roaning can appear in a uniform or non-uniform pattern. Further, non-uniform roaning may appear as ticked, and not obviously roan. The roan pattern can appear with or without ticking.

Likely roan patterned (RR)

H Locus (Harlequin)

This pattern is recognized in Great Danes and causes dogs to have a white coat with patches of darker pigment. A dog with an **Hh** result will be harlequin if they are also **M*m** or **M*M*** at the M Locus and are not **ee** at the E locus. Dogs with a result of **hh** will not be harlequin. This trait is thought to be homozygous lethal; a living dog with an **HH** genotype has never been found.

No harlequin alleles (hh)

TRAITS: OTHER COAT TRAITS

TRAIT	RESULT
-------	--------

Furnishings (RSPO2) LINKAGE

Dogs with one or two copies of the **F** allele have "furnishings": the mustache, beard, and eyebrows characteristic of breeds like the Schnauzer, Scottish Terrier, and Wire Haired Dachshund. A dog with two **I** alleles will not have furnishings, which is sometimes called an "improper coat" in breeds where furnishings are part of the breed standard. The mutation is a genetic insertion which we measure indirectly using a linkage test highly correlated with the insertion.

**Likely furnished
(mustache, beard,
and/or eyebrows) (FF)**

Coat Length (FGF5)

The FGF5 gene is known to affect hair length in many different species, including cats, dogs, mice, and humans. In dogs, the **T** allele confers a long, silky haircoat as observed in the Yorkshire Terrier and the Long Haired Whippet. The ancestral **G** allele causes a shorter coat as seen in the Boxer or the American Staffordshire Terrier. In certain breeds (such as Corgi), the long haircoat is described as "fluff."

Likely long coat (TT)

Shedding (MC5R)

Dogs with at least one copy of the ancestral **C** allele, like many Labradors and German Shepherd Dogs, are heavy or seasonal shedders, while those with two copies of the **T** allele, including many Boxers, Shih Tzus and Chihuahuas, tend to be lighter shedders. Dogs with furnished/wire-haired coats caused by RSPO2 (the furnishings gene) tend to be low shedders regardless of their genotype at this gene.

**Likely light shedding
(TT)**

Hairlessness (FOXI3) LINKAGE

A duplication in the FOXI3 gene causes hairlessness over most of the body as well as changes in tooth shape and number. This mutation occurs in Peruvian Inca Orchid, Xoloitzcuintli (Mexican Hairless), and Chinese Crested (other hairless breeds have different mutations). Dogs with the **NDup** genotype are likely to be hairless while dogs with the **NN** genotype are likely to have a normal coat. The **DupDup** genotype has never been observed, suggesting that dogs with that genotype cannot survive to birth. Please note that this is a linkage test, so it may not be as predictive as direct tests of the mutation in some lines.

**Very unlikely to be
hairless (NN)**

Hairlessness (SGK3)

Hairlessness in the American Hairless Terrier arises from a mutation in the SGK3 gene. Dogs with the **DD** result are likely to be hairless. Dogs with the **ND** genotype will have a normal coat, but can pass the **D**

**Very unlikely to be
hairless (NN)**

"FLOCKY"



IL GRANAIO DEI MALATESTA FLOCKY

DNA Test Report

Test Date: August 25th, 2023

embk.me/ilgranaiodeimalatestaflocky

TRAITS: OTHER COAT TRAITS (CONTINUED)

TRAIT	RESULT
-------	--------

Oculocutaneous Albinism Type 2 (SLC45A2) LINKAGE

Dogs with two copies **DD** of this deletion in the SLC45A2 gene have oculocutaneous albinism (OCA), also known as Doberman Z Factor Albinism, a recessive condition characterized by severely reduced or absent pigment in the eyes, skin, and hair. Affected dogs sometimes suffer from vision problems due to lack of eye pigment (which helps direct and absorb ambient light) and are prone to sunburn. Dogs with a single copy of the deletion **ND** will not be affected but can pass the mutation on to their offspring. This particular mutation can be traced back to a single white Doberman Pinscher born in 1976, and it has only been observed in dogs descended from this individual. Please note that this is a linkage test, so it may not be as predictive as direct tests of the mutation in some lines.

Likely not albino (NN)

Coat Texture (KRT71)

Dogs with a long coat and at least one copy of the **T** allele have a wavy or curly coat characteristic of Poodles and Bichon Frises. Dogs with two copies of the ancestral **C** allele are likely to have a straight coat, but there are other factors that can cause a curly coat, for example if they at least one **F** allele for the Furnishings (RSPO2) gene then they are likely to have a curly coat. Dogs with short coats may carry one or two copies of the **T** allele but still have straight coats.

Likely curly coat (TT)

TRAITS: OTHER BODY FEATURES

TRAIT	RESULT
-------	--------

Muzzle Length (BMP3)

Dogs in medium-length muzzle (mesocephalic) breeds like Staffordshire Terriers and Labradors, and long muzzle (dolichocephalic) breeds like Whippet and Collie have one, or more commonly two, copies of the ancestral **C** allele. Dogs in many short-length muzzle (brachycephalic) breeds such as the English Bulldog, Pug, and Pekingese have two copies of the derived **A** allele. At least five different genes affect muzzle length in dogs, with BMP3 being the only one with a known causal mutation. For example, the skull shape of some breeds, including the dolichocephalic Scottish Terrier or the brachycephalic Japanese Chin, appear to be caused by other genes. Thus, dogs may have short or long muzzles due to other genetic factors that are not yet known to science.

Likely medium or long muzzle (CC)

Tail Length (T)

Whereas most dogs have two **C** alleles and a long tail, dogs with one **G** allele are likely to have a bobtail, which is an unusually short or absent tail. This mutation causes natural bobtail in many breeds including the Pembroke Welsh Corgi, the Australian Shepherd, and the Brittany Spaniel. Dogs with **GG** genotypes have not been observed, suggesting that dogs with the **GG** genotype do not survive to birth. Please note that this mutation does not explain every natural bobtail! While certain lineages of Boston Terrier, English Bulldog, Rottweiler, Miniature Schnauzer, Cavalier King Charles Spaniel, and Parson Russell Terrier, and Dobermans are born with a natural bobtail, these breeds do not have this mutation. This suggests that other unknown genetic mutations can also lead to a natural bobtail.

Likely normal-length tail (CC)

Hind Dewclaws (LMBR1)

Common in certain breeds such as the Saint Bernard, hind dewclaws are extra, nonfunctional digits located midway between a dog's paw and hock. Dogs with at least one copy of the **T** allele have about a 50% chance of having hind dewclaws. Note that other (currently unknown to science) mutations can also cause hind dewclaws, so some **CC** or **TC** dogs will have hind dewclaws.

Unlikely to have hind dew claws (CC)

"FLOCKY"



IL GRANAIO DEI MALATESTA FLOCKY

DNA Test Report

Test Date: August 25th, 2023

embk.me/ilgranaiodeimalatestaflocky

TRAITS: OTHER BODY FEATURES (CONTINUED)

TRAIT **RESULT**

Blue Eye Color (ALX4) LINKAGE

Embark researchers discovered this large duplication associated with blue eyes in Arctic breeds like Siberian Husky as well as tri-colored (non-merle) Australian Shepherds. Dogs with at least one copy of the duplication (**Dup**) are more likely to have at least one blue eye. Some dogs with the duplication may have only one blue eye (complete heterochromia) or may not have blue eyes at all; nevertheless, they can still pass the duplication and the trait to their offspring. **NN** dogs do not carry this duplication, but may have blue eyes due to other factors, such as merle. Please note that this is a linkage test, so it may not be as predictive as direct tests of the mutation in some lines.

Less likely to have blue eyes (NN)

Back Muscling & Bulk, Large Breed (ACSL4)

The **T** allele is associated with heavy muscling along the back and trunk in characteristically "bulky" large-breed dogs including the Saint Bernard, Bernese Mountain Dog, Greater Swiss Mountain Dog, and Rottweiler. The "bulky" **T** allele is absent from leaner shaped large breed dogs like the Great Dane, Irish Wolfhound, and Scottish Deerhound, which are fixed for the ancestral **C** allele. Note that this mutation does not seem to affect muscling in small or even mid-sized dog breeds with notable back muscling, including the American Staffordshire Terrier, Boston Terrier, and the English Bulldog.

Likely normal muscling (CC)

"FLOCKY"

IL GRANAIO DEI MALATESTA FLOCKY



DNA Test Report

Test Date: August 25th, 2023

embk.me/ilgranaiodeimalatestaflocky

TRAITS: BODY SIZE

TRAIT	RESULT
Body Size (IGF1) The I allele is associated with smaller body size.	Intermediate (NI)
Body Size (IGFR1) The A allele is associated with smaller body size.	Intermediate (GA)
Body Size (STC2) The A allele is associated with smaller body size.	Larger (TT)
Body Size (GHR - E191K) The A allele is associated with smaller body size.	Intermediate (GA)
Body Size (GHR - P177L) The T allele is associated with smaller body size.	Larger (CC)

Registration:



"FLOCKY"



IL GRANAIO DEI MALATESTA FLOCKY

DNA Test Report

Test Date: August 25th, 2023

embk.me/ilgranaiodeimalatestaflocky

TRAITS: PERFORMANCE

TRAIT	RESULT
-------	--------

Altitude Adaptation (EPAS1)

This mutation causes dogs to be especially tolerant of low oxygen environments (hypoxia), such as those found at high elevations. Dogs with at least one **A** allele are less susceptible to "altitude sickness." This mutation was originally identified in breeds from high altitude areas such as the Tibetan Mastiff.

Normal altitude tolerance (GG)

Appetite (POMC) LINKAGE

This mutation in the POMC gene is found primarily in Labrador and Flat Coated Retrievers. Compared to dogs with no copies of the mutation (**NN**), dogs with one (**ND**) or two (**DD**) copies of the mutation are more likely to have high food motivation, which can cause them to eat excessively, have higher body fat percentage, and be more prone to obesity. Read more about the genetics of POMC, and learn how you can contribute to research, in our blog post (<https://embarkvet.com/resources/blog/pomc-dogs/>). We measure this result using a linkage test.

Normal food motivation (NN)

"FLOCKY"



IL GRANAIO DEI MALATESTA FLOCKY

DNA Test Report

Test Date: August 25th, 2023

embk.me/ilgranaiodeimalatestaflocky

HEALTH REPORT

How to interpret Flocky's genetic health results:

If Flocky inherited any of the variants that we tested, they will be listed at the top of the Health Report section, along with a description of how to interpret this result. We also include all of the variants that we tested Flocky for that we did not detect the risk variant for.

A genetic test is not a diagnosis

This genetic test does not diagnose a disease. Please talk to your vet about your dog's genetic results, or if you think that your pet may have a health condition or disease.

Summary

Of the 255 genetic health risks we analyzed, we found 1 result that you should learn about.

Notable results (1)

Progressive Retinal Atrophy, crd4/cord1

Clear results

Breed-relevant (3)

Other (251)

"FLOCKY"



IL GRANAIO DEI MALATESTA FLOCKY



DNA Test Report

Test Date: August 25th, 2023

embk.me/ilgranaiodeimalatestaflocky

BREED-RELEVANT RESULTS

Research studies indicate that these results are more relevant to dogs like Flocky, and may influence his chances of developing certain health conditions.

 Juvenile Epilepsy (LGI2)	Clear
 Lagotto Storage Disease (ATG4D)	Clear
 Urate Kidney & Bladder Stones (SLC2A9)	Clear

Registration: American Kennel Club (AKC)



SS33834201

"FLOCKY"



IL GRANAIO DEI MALATESTA FLOCKY



















DNA Test Report

Test Date: August 25th, 2023

embk.me/ilgranaiodeimalatestaflocky

OTHER RESULTS

Research has not yet linked these conditions to dogs with similar breeds to Flocky. Review any increased risk or notable results to understand his potential risk and recommendations.

 Progressive Retinal Atrophy, crd4/cord1 (RPGRIP1)	Notable
 2-DHA Kidney & Bladder Stones (APRT)	Clear
 Acral Mutilation Syndrome (GDNF-AS, Spaniel and Pointer Variant)	Clear
 Alaskan Husky Encephalopathy (SLC19A3)	Clear
 Alaskan Malamute Polyneuropathy, AMPN (NDRG1 SNP)	Clear
 Alexander Disease (GFAP)	Clear
 ALT Activity (GPT)	Clear
 Anhidrotic Ectodermal Dysplasia (EDA Intron 8)	Clear
 Autosomal Dominant Progressive Retinal Atrophy (RHO)	Clear
 Bald Thigh Syndrome (IGFBP5)	Clear
 Bernard-Soulier Syndrome, BSS (GP9, Cocker Spaniel Variant)	Clear
 Bully Whippet Syndrome (MSTN)	Clear
 Canine Elliptocytosis (SPTB Exon 30)	Clear
 Canine Fucosidosis (FUCA1)	Clear
 Canine Leukocyte Adhesion Deficiency Type I, CLAD I (ITGB2, Setter Variant)	Clear
 Canine Leukocyte Adhesion Deficiency Type III, CLAD III (FERMT3, German Shepherd Variant)	Clear
 Canine Multifocal Retinopathy, cmr1 (BEST1 Exon 2)	Clear
 Canine Multifocal Retinopathy, cmr2 (BEST1 Exon 5, Coton de Tulear Variant)	Clear

Registration: American Kennel Club (AKC)



"FLOCKY"





















IL GRANAIO DEI MALATESTA FLOCKY

DNA Test Report

Test Date: August 25th, 2023

embk.me/ilgranaiodeimalatestaflocky

OTHER RESULTS

 Canine Multifocal Retinopathy, cmr3 (BEST1 Exon 10 Deletion, Finnish and Swedish Lapphund, Lapponian Herder Variant)	Clear
 Canine Multiple System Degeneration (SERAC1 Exon 4, Chinese Crested Variant)	Clear
 Canine Multiple System Degeneration (SERAC1 Exon 15, Kerry Blue Terrier Variant)	Clear
 Cardiomyopathy and Juvenile Mortality (YARS2)	Clear
 Centronuclear Myopathy, CNM (PTPLA)	Clear
 Cerebellar Hypoplasia (VLDLR, Eurasier Variant)	Clear
 Chondrodystrophy (ITGA10, Norwegian Elkhound and Karelian Bear Dog Variant)	Clear
 Cleft Lip and/or Cleft Palate (ADAMTS20, Nova Scotia Duck Tolling Retriever Variant)	Clear
 Cleft Palate, CP1 (DLX6 intron 2, Nova Scotia Duck Tolling Retriever Variant)	Clear
 Cobalamin Malabsorption (CUBN Exon 8, Beagle Variant)	Clear
 Cobalamin Malabsorption (CUBN Exon 53, Border Collie Variant)	Clear
 Collie Eye Anomaly (NHEJ1)	Clear
 Complement 3 Deficiency, C3 Deficiency (C3)	Clear
 Congenital Cornification Disorder (NSDHL, Chihuahua Variant)	Clear
 Congenital Hypothyroidism (TPO, Rat, Toy, Hairless Terrier Variant)	Clear
 Congenital Hypothyroidism (TPO, Tenterfield Terrier Variant)	Clear
 Congenital Hypothyroidism with Goiter (TPO Intron 13, French Bulldog Variant)	Clear
 Congenital Hypothyroidism with Goiter (SLC5A5, Shih Tzu Variant)	Clear

Registration: American Kennel Club (AKC)

SS33834201



"FLOCKY"





















IL GRANAIO DEI MALATESTA FLOCKY

DNA Test Report

Test Date: August 25th, 2023

embk.me/ilgranaiodeimalatestaflocky

OTHER RESULTS

 Congenital Macrothrombocytopenia (TUBB1 Exon 1, Cairn and Norfolk Terrier Variant)	Clear
 Congenital Myasthenic Syndrome, CMS (COLQ, Labrador Retriever Variant)	Clear
 Congenital Myasthenic Syndrome, CMS (COLQ, Golden Retriever Variant)	Clear
 Congenital Myasthenic Syndrome, CMS (CHAT, Old Danish Pointing Dog Variant)	Clear
 Congenital Myasthenic Syndrome, CMS (CHRNE, Jack Russell Terrier Variant)	Clear
 Congenital Stationary Night Blindness (LRIT3, Beagle Variant)	Clear
 Congenital Stationary Night Blindness (RPE65, Briard Variant)	Clear
 Craniomandibular Osteopathy, CMO (SLC37A2)	Clear
 Craniomandibular Osteopathy, CMO (SLC37A2 Intron 16, Basset Hound Variant)	Clear
 Cystinuria Type I-A (SLC3A1, Newfoundland Variant)	Clear
 Cystinuria Type II-A (SLC3A1, Australian Cattle Dog Variant)	Clear
 Cystinuria Type II-B (SLC7A9, Miniature Pinscher Variant)	Clear
 Day Blindness (CNGB3 Deletion, Alaskan Malamute Variant)	Clear
 Day Blindness (CNGA3 Exon 7, German Shepherd Variant)	Clear
 Day Blindness (CNGA3 Exon 7, Labrador Retriever Variant)	Clear
 Day Blindness (CNGB3 Exon 6, German Shorthaired Pointer Variant)	Clear
 Deafness and Vestibular Syndrome of Dobermans, DVDob, DINGS (MYO7A)	Clear
 Degenerative Myelopathy, DM (SOD1A)	Clear

Registration: American Kennel Club (AKC)

SS33834201



"FLOCKY"





















IL GRANAIO DEI MALATESTA FLOCKY

DNA Test Report

Test Date: August 25th, 2023

embk.me/ilgranaiodeimalatestaflocky

OTHER RESULTS

 Demyelinating Polyneuropathy (SBF2/MTRM13)	Clear
 Dental-Skeletal-Retinal Anomaly (MIA3, Cane Corso Variant)	Clear
 Diffuse Cystic Renal Dysplasia and Hepatic Fibrosis (INPP5E Intron 9, Norwich Terrier Variant)	Clear
 Dilated Cardiomyopathy, DCM (RBM20, Schnauzer Variant)	Clear
 Dilated Cardiomyopathy, DCM1 (PDK4, Doberman Pinscher Variant 1)	Clear
 Dilated Cardiomyopathy, DCM2 (TTN, Doberman Pinscher Variant 2)	Clear
 Disproportionate Dwarfism (PRKG2, Dogo Argentino Variant)	Clear
 Dry Eye Curly Coat Syndrome (FAM83H Exon 5)	Clear
 Dystrophic Epidermolysis Bullosa (COL7A1, Central Asian Shepherd Dog Variant)	Clear
 Dystrophic Epidermolysis Bullosa (COL7A1, Golden Retriever Variant)	Clear
 Early Bilateral Deafness (LOXHD1 Exon 38, Rottweiler Variant)	Clear
 Early Onset Adult Deafness, EOAD (EPS8L2 Deletion, Rhodesian Ridgeback Variant)	Clear
 Early Onset Cerebellar Ataxia (SEL1L, Finnish Hound Variant)	Clear
 Ehlers Danlos (ADAMTS2, Doberman Pinscher Variant)	Clear
 Enamel Hypoplasia (ENAM Deletion, Italian Greyhound Variant)	Clear
 Enamel Hypoplasia (ENAM SNP, Parson Russell Terrier Variant)	Clear
 Episodic Falling Syndrome (BCAN)	Clear
 Exercise-Induced Collapse, EIC (DNM1)	Clear

Registration: American Kennel Club (AKC)

SS33834201





















IL GRANAIO DEI MALATESTA FLOCKY

DNA Test Report

Test Date: August 25th, 2023

embk.me/ilgranaiodeimalatestaflocky

OTHER RESULTS

 Factor VII Deficiency (F7 Exon 5)	Clear
 Factor XI Deficiency (F11 Exon 7, Kerry Blue Terrier Variant)	Clear
 Familial Nephropathy (COL4A4 Exon 3, Cocker Spaniel Variant)	Clear
 Familial Nephropathy (COL4A4 Exon 30, English Springer Spaniel Variant)	Clear
 Fanconi Syndrome (FAN1, Basenji Variant)	Clear
 Fetal-Onset Neonatal Neuroaxonal Dystrophy (MFN2, Giant Schnauzer Variant)	Clear
 Glanzmann's Thrombasthenia Type I (ITGA2B Exon 13, Great Pyrenees Variant)	Clear
 Glanzmann's Thrombasthenia Type I (ITGA2B Exon 12, Otterhound Variant)	Clear
 Globoid Cell Leukodystrophy, Krabbe disease (GALC Exon 5, Terrier Variant)	Clear
 Glycogen Storage Disease Type IA, Von Gierke Disease, GSD IA (G6PC, Maltese Variant)	Clear
 Glycogen Storage Disease Type IIIA, GSD IIIA (AGL, Curly Coated Retriever Variant)	Clear
 Glycogen storage disease Type VII, Phosphofructokinase Deficiency, PFK Deficiency (PFKM, Whippet and English Springer Spaniel Variant)	Clear
 Glycogen storage disease Type VII, Phosphofructokinase Deficiency, PFK Deficiency (PFKM, Wachtelhund Variant)	Clear
 GM1 Gangliosidosis (GLB1 Exon 2, Portuguese Water Dog Variant)	Clear
 GM1 Gangliosidosis (GLB1 Exon 15, Shiba Inu Variant)	Clear
 GM1 Gangliosidosis (GLB1 Exon 15, Alaskan Husky Variant)	Clear
 GM2 Gangliosidosis (HEXA, Japanese Chin Variant)	Clear
 GM2 Gangliosidosis (HEXB, Poodle Variant)	Clear

"FLOCKY"



IL GRANAIO DEI MALATESTA FLOCKY

DNA Test Report

Test Date: August 25th, 2023

embk.me/ilgranaiodeimalatestaflocky

OTHER RESULTS

<input checked="" type="checkbox"/> Golden Retriever Progressive Retinal Atrophy 1, GR-PRA1 (SLC4A3)	Clear
<input checked="" type="checkbox"/> Golden Retriever Progressive Retinal Atrophy 2, GR-PRA2 (TTC8)	Clear
<input checked="" type="checkbox"/> Goniodysgenesis and Glaucoma, Pectinate Ligament Dysplasia, PLD (OLFM3)	Clear
<input checked="" type="checkbox"/> Hemophilia A (F8 Exon 11, German Shepherd Variant 1)	Clear
<input checked="" type="checkbox"/> Hemophilia A (F8 Exon 1, German Shepherd Variant 2)	Clear
<input checked="" type="checkbox"/> Hemophilia A (F8 Exon 10, Boxer Variant)	Clear
<input checked="" type="checkbox"/> Hemophilia B (F9 Exon 7, Terrier Variant)	Clear
<input checked="" type="checkbox"/> Hemophilia B (F9 Exon 7, Rhodesian Ridgeback Variant)	Clear
<input checked="" type="checkbox"/> Hereditary Ataxia, Cerebellar Degeneration (RAB24, Old English Sheepdog and Gordon Setter Variant)	Clear
<input checked="" type="checkbox"/> Hereditary Cataracts (HSF4 Exon 9, Australian Shepherd Variant)	Clear
<input checked="" type="checkbox"/> Hereditary Footpad Hyperkeratosis (FAM83G, Terrier and Kromfohrlander Variant)	Clear
<input checked="" type="checkbox"/> Hereditary Footpad Hyperkeratosis (DSG1, Rottweiler Variant)	Clear
<input checked="" type="checkbox"/> Hereditary Nasal Parakeratosis (SUV39H2 Intron 4, Greyhound Variant)	Clear
<input checked="" type="checkbox"/> Hereditary Nasal Parakeratosis, HNPk (SUV39H2)	Clear
<input checked="" type="checkbox"/> Hereditary Vitamin D-Resistant Rickets (VDR)	Clear
<input checked="" type="checkbox"/> Hypocatalasia, Acatlasemia (CAT)	Clear
<input checked="" type="checkbox"/> Hypomyelination and Tremors (FNIP2, Weimaraner Variant)	Clear
<input checked="" type="checkbox"/> Hypophosphatasia (ALPL Exon 9, Karelian Bear Dog Variant)	Clear

Registration: American Kennel Club (AKC)

SS33834201



"FLOCKY"



IL GRANAIO DEI MALATESTA FLOCKY

DNA Test Report

Test Date: August 25th, 2023

embk.me/ilgranaiodeimalatestaflocky

OTHER RESULTS

<input checked="" type="checkbox"/> Ichthyosis (NIPAL4, American Bulldog Variant)	Clear
<input checked="" type="checkbox"/> Ichthyosis (ASPRV1 Exon 2, German Shepherd Variant)	Clear
<input checked="" type="checkbox"/> Ichthyosis (SLC27A4, Great Dane Variant)	Clear
<input checked="" type="checkbox"/> Ichthyosis, Epidermolytic Hyperkeratosis (KRT10, Terrier Variant)	Clear
<input checked="" type="checkbox"/> Ichthyosis, ICH1 (PNPLA1, Golden Retriever Variant)	Clear
<input checked="" type="checkbox"/> Inflammatory Myopathy (SLC25A12)	Clear
<input checked="" type="checkbox"/> Inherited Myopathy of Great Danes (BIN1)	Clear
<input checked="" type="checkbox"/> Inherited Selected Cobalamin Malabsorption with Proteinuria (CUBN, Komondor Variant)	Clear
<input checked="" type="checkbox"/> Intervertebral Disc Disease (Type I) (FGF4 retrogene - CFA12)	Clear
<input checked="" type="checkbox"/> Intestinal Lipid Malabsorption (ACSL5, Australian Kelpie)	Clear
<input checked="" type="checkbox"/> Junctional Epidermolysis Bullosa (LAMA3 Exon 66, Australian Cattle Dog Variant)	Clear
<input checked="" type="checkbox"/> Junctional Epidermolysis Bullosa (LAMB3 Exon 11, Australian Shepherd Variant)	Clear
<input checked="" type="checkbox"/> Juvenile Laryngeal Paralysis and Polyneuropathy (RAB3GAP1, Rottweiler Variant)	Clear
<input checked="" type="checkbox"/> Juvenile Myoclonic Epilepsy (DIRAS1)	Clear
<input checked="" type="checkbox"/> L-2-Hydroxyglutaricaciduria, L2HGA (L2HGDH, Staffordshire Bull Terrier Variant)	Clear
<input checked="" type="checkbox"/> Laryngeal Paralysis (RAPGEF6, Miniature Bull Terrier Variant)	Clear
<input checked="" type="checkbox"/> Late Onset Spinocerebellar Ataxia (CAPN1)	Clear
<input checked="" type="checkbox"/> Late-Onset Neuronal Ceroid Lipofuscinosis, NCL 12 (ATP13A2, Australian Cattle Dog Variant)	Clear

Registration: American Kennel Club (AKC)

SS33834201



"FLOCKY"



IL GRANAIO DEI MALATESTA FLOCKY

DNA Test Report

Test Date: August 25th, 2023

embk.me/ilgranaiodeimalatestaflocky

OTHER RESULTS

<input checked="" type="checkbox"/> Leonberger Polyneuropathy 1 (LPN1, ARHGEF10)	Clear
<input checked="" type="checkbox"/> Leonberger Polyneuropathy 2 (GJA9)	Clear
<input checked="" type="checkbox"/> Lethal Acrodermatitis, LAD (MKLN1)	Clear
<input checked="" type="checkbox"/> Leukodystrophy (TSEN54 Exon 5, Standard Schnauzer Variant)	Clear
<input checked="" type="checkbox"/> Ligneous Membranitis, LM (PLG)	Clear
<input checked="" type="checkbox"/> Limb Girdle Muscular Dystrophy (SGCD, Boston Terrier Variant)	Clear
<input checked="" type="checkbox"/> Limb-Girdle Muscular Dystrophy 2D (SGCA Exon 3, Miniature Dachshund Variant)	Clear
<input checked="" type="checkbox"/> Long QT Syndrome (KCNQ1)	Clear
<input checked="" type="checkbox"/> Lundehund Syndrome (LEPREL1)	Clear
<input checked="" type="checkbox"/> Macular Corneal Dystrophy, MCD (CHST6)	Clear
<input checked="" type="checkbox"/> Malignant Hyperthermia (RYR1)	Clear
<input checked="" type="checkbox"/> May-Hegglin Anomaly (MYH9)	Clear
<input checked="" type="checkbox"/> Methemoglobinemia (CYB5R3, Pit Bull Terrier Variant)	Clear
<input checked="" type="checkbox"/> Methemoglobinemia (CYB5R3)	Clear
<input checked="" type="checkbox"/> Microphthalmia (RBP4 Exon 2, Soft Coated Wheaten Terrier Variant)	Clear
<input checked="" type="checkbox"/> Mucopolysaccharidosis IIIB, Sanfilippo Syndrome Type B, MPS IIIB (NAGLU, Schipperke Variant)	Clear
<input checked="" type="checkbox"/> Mucopolysaccharidosis Type IIIA, Sanfilippo Syndrome Type A, MPS IIIA (SGSH Exon 6, Dachshund Variant)	Clear
<input checked="" type="checkbox"/> Mucopolysaccharidosis Type IIIA, Sanfilippo Syndrome Type A, MPS IIIA (SGSH Exon 6, New Zealand Huntaway Variant)	Clear

Registration: American Kennel Club (AKC)

SS33834201





















IL GRANAIO DEI MALATESTA FLOCKY

DNA Test Report

Test Date: August 25th, 2023

embk.me/ilgranaiodeimalatestaflocky

OTHER RESULTS

 Mucopolysaccharidosis Type VI, Maroteaux-Lamy Syndrome, MPS VI (ARSB Exon 5, Miniature Pinscher Variant)	Clear
 Mucopolysaccharidosis Type VII, Sly Syndrome, MPS VII (GUSB Exon 3, German Shepherd Variant)	Clear
 Mucopolysaccharidosis Type VII, Sly Syndrome, MPS VII (GUSB Exon 5, Terrier Brasileiro Variant)	Clear
 Multiple Drug Sensitivity (ABCB1)	Clear
 Muscular Dystrophy (DMD, Cavalier King Charles Spaniel Variant 1)	Clear
 Muscular Dystrophy (DMD, Golden Retriever Variant)	Clear
 Musladin-Lueke Syndrome, MLS (ADAMTSL2)	Clear
 Myasthenia Gravis-Like Syndrome (CHRNE, Heideterrier Variant)	Clear
 Myotonia Congenita (CLCN1 Exon 23, Australian Cattle Dog Variant)	Clear
 Myotonia Congenita (CLCN1 Exon 7, Miniature Schnauzer Variant)	Clear
 Narcolepsy (HCRTR2 Exon 1, Dachshund Variant)	Clear
 Narcolepsy (HCRTR2 Intron 4, Doberman Pinscher Variant)	Clear
 Narcolepsy (HCRTR2 Intron 6, Labrador Retriever Variant)	Clear
 Nemaline Myopathy (NEB, American Bulldog Variant)	Clear
 Neonatal Cerebellar Cortical Degeneration (SPTBN2, Beagle Variant)	Clear
 Neonatal Encephalopathy with Seizures, NEWS (ATF2)	Clear
 Neonatal Interstitial Lung Disease (LAMP3)	Clear
 Neuroaxonal Dystrophy, NAD (VPS11, Rottweiler Variant)	Clear



















IL GRANAIO DEI MALATESTA FLOCKY

DNA Test Report

Test Date: August 25th, 2023

embk.me/ilgranaiodeimalatestaflocky

OTHER RESULTS

 Neuroaxonal Dystrophy, NAD (TECPR2, Spanish Water Dog Variant)	Clear
 Neuronal Ceroid Lipofuscinosis 1, NCL 1 (PPT1 Exon 8, Dachshund Variant 1)	Clear
 Neuronal Ceroid Lipofuscinosis 10, NCL 10 (CTSD Exon 5, American Bulldog Variant)	Clear
 Neuronal Ceroid Lipofuscinosis 2, NCL 2 (TPP1 Exon 4, Dachshund Variant 2)	Clear
 Neuronal Ceroid Lipofuscinosis 5, NCL 5 (CLN5 Exon 4 SNP, Border Collie Variant)	Clear
 Neuronal Ceroid Lipofuscinosis 5, NCL 5 (CLN5 Exon 4 Deletion, Golden Retriever Variant)	Clear
 Neuronal Ceroid Lipofuscinosis 6, NCL 6 (CLN6 Exon 7, Australian Shepherd Variant)	Clear
 Neuronal Ceroid Lipofuscinosis 7, NCL 7 (MFSD8, Chihuahua and Chinese Crested Variant)	Clear
 Neuronal Ceroid Lipofuscinosis 8, NCL 8 (CLN8, Australian Shepherd Variant)	Clear
 Neuronal Ceroid Lipofuscinosis 8, NCL 8 (CLN8 Exon 2, English Setter Variant)	Clear
 Neuronal Ceroid Lipofuscinosis 8, NCL 8 (CLN8 Insertion, Saluki Variant)	Clear
 Neuronal Ceroid Lipofuscinosis, Cerebellar Ataxia, NCL4A (ARSG Exon 2, American Staffordshire Terrier Variant)	Clear
 Oculocutaneous Albinism, OCA (SLC45A2 Exon 6, Bullmastiff Variant)	Clear
 Oculocutaneous Albinism, OCA (SLC45A2, Small Breed Variant)	Clear
 Oculoskeletal Dysplasia 2 (COL9A2, Samoyed Variant)	Clear
 Osteochondrodysplasia (SLC13A1, Poodle Variant)	Clear
 Osteogenesis Imperfecta (COL1A2, Beagle Variant)	Clear
 Osteogenesis Imperfecta (SERPINH1, Dachshund Variant)	Clear

Registration: American Kennel Club (AKC)

SS33834201





















IL GRANAIO DEI MALATESTA FLOCKY

DNA Test Report

Test Date: August 25th, 2023

embk.me/ilgranaiodeimalatestaflocky

OTHER RESULTS

 Osteogenesis Imperfecta (COL1A1, Golden Retriever Variant)	Clear
 P2Y12 Receptor Platelet Disorder (P2Y12)	Clear
 Pachyonychia Congenita (KRT16, Dogue de Bordeaux Variant)	Clear
 Paroxysmal Dyskinesia, PxD (PIGN)	Clear
 Persistent Mullerian Duct Syndrome, PMDS (AMHR2)	Clear
 Pituitary Dwarfism (POU1F1 Intron 4, Karelian Bear Dog Variant)	Clear
 Platelet Factor X Receptor Deficiency, Scott Syndrome (TMEM16F)	Clear
 Polycystic Kidney Disease, PKD (PKD1)	Clear
 Pompe's Disease (GAA, Finnish and Swedish Lapphund, Lapponian Herder Variant)	Clear
 Prekallikrein Deficiency (KLKB1 Exon 8)	Clear
 Primary Ciliary Dyskinesia, PCD (NME5, Alaskan Malamute Variant)	Clear
 Primary Ciliary Dyskinesia, PCD (CCDC39 Exon 3, Old English Sheepdog Variant)	Clear
 Primary Hyperoxaluria (AGXT)	Clear
 Primary Lens Luxation (ADAMTS17)	Clear
 Primary Open Angle Glaucoma (ADAMTS17 Exon 11, Basset Fauve de Bretagne Variant)	Clear
 Primary Open Angle Glaucoma (ADAMTS10 Exon 17, Beagle Variant)	Clear
 Primary Open Angle Glaucoma (ADAMTS10 Exon 9, Norwegian Elkhound Variant)	Clear
 Primary Open Angle Glaucoma and Primary Lens Luxation (ADAMTS17 Exon 2, Chinese Shar-Pei Variant)	Clear

"FLOCKY"



IL GRANAIO DEI MALATESTA FLOCKY

DNA Test Report

Test Date: August 25th, 2023

embk.me/ilgranaiodeimalatestaflocky

OTHER RESULTS

Progressive Retinal Atrophy (SAG)	Clear
Progressive Retinal Atrophy (IFT122 Exon 26, Lapponian Herder Variant)	Clear
Progressive Retinal Atrophy, Bardet-Biedl Syndrome (BBS2 Exon 11, Shetland Sheepdog Variant)	Clear
Progressive Retinal Atrophy, CNGA (CNGA1 Exon 9)	Clear
Progressive Retinal Atrophy, crd1 (PDE6B, American Staffordshire Terrier Variant)	Clear
Progressive Retinal Atrophy, PRA1 (CNGB1)	Clear
Progressive Retinal Atrophy, PRA3 (FAM161A)	Clear
Progressive Retinal Atrophy, prcd (PRCD Exon 1)	Clear
Progressive Retinal Atrophy, rcd1 (PDE6B Exon 21, Irish Setter Variant)	Clear
Progressive Retinal Atrophy, rcd3 (PDE6A)	Clear
Proportionate Dwarfism (GH1 Exon 5, Chihuahua Variant)	Clear
Protein Losing Nephropathy, PLN (NPHS1)	Clear
Pyruvate Dehydrogenase Deficiency (PDP1, Spaniel Variant)	Clear
Pyruvate Kinase Deficiency (PKLR Exon 5, Basenji Variant)	Clear
Pyruvate Kinase Deficiency (PKLR Exon 7, Beagle Variant)	Clear
Pyruvate Kinase Deficiency (PKLR Exon 10, Terrier Variant)	Clear
Pyruvate Kinase Deficiency (PKLR Exon 7, Labrador Retriever Variant)	Clear
Pyruvate Kinase Deficiency (PKLR Exon 7, Pug Variant)	Clear

Registration: American Kennel Club (AKC)

SS33834201



"FLOCKY"



IL GRANAIO DEI MALATESTA FLOCKY

DNA Test Report

Test Date: August 25th, 2023

embk.me/ilgranaiodeimalatestaflocky

OTHER RESULTS



















Raine Syndrome (FAM20C)	Clear
Recurrent Inflammatory Pulmonary Disease, RIPD (AKNA, Rough Collie Variant)	Clear
Renal Cystadenocarcinoma and Nodular Dermatofibrosis (FLCN Exon 7)	Clear
Retina Dysplasia and/or Optic Nerve Hypoplasia (SIX6 Exon 1, Golden Retriever Variant)	Clear
Sensory Neuropathy (FAM134B, Border Collie Variant)	Clear
Severe Combined Immunodeficiency, SCID (PRKDC, Terrier Variant)	Clear
Severe Combined Immunodeficiency, SCID (RAG1, Wetterhoun Variant)	Clear
Shaking Puppy Syndrome (PLP1, English Springer Spaniel Variant)	Clear
Shar-Pei Autoinflammatory Disease, SPAID, Shar-Pei Fever (MTBP)	Clear
Skeletal Dysplasia 2, SD2 (COL11A2, Labrador Retriever Variant)	Clear
Skin Fragility Syndrome (PKP1, Chesapeake Bay Retriever Variant)	Clear
Spinocerebellar Ataxia (SCN8A, Alpine Dachsbracke Variant)	Clear
Spinocerebellar Ataxia with Myokymia and/or Seizures (KCNJ10)	Clear
Spongy Degeneration with Cerebellar Ataxia 1 (KCNJ10)	Clear
Spongy Degeneration with Cerebellar Ataxia 2 (ATP1B2)	Clear
Stargardt Disease (ABCA4 Exon 28, Labrador Retriever Variant)	Clear
Succinic Semialdehyde Dehydrogenase Deficiency (ALDH5A1 Exon 7, Saluki Variant)	Clear
Thrombopathia (RASGRP1 Exon 5, American Eskimo Dog Variant)	Clear

Registration: American Kennel Club (AKC)

SS33834201



OTHER RESULTS

 Thrombopathia (RASGRP1 Exon 5, Basset Hound Variant)	Clear
 Thrombopathia (RASGRP1 Exon 8, Landseer Variant)	Clear
 Trapped Neutrophil Syndrome, TNS (VPS13B)	Clear
 Ullrich-like Congenital Muscular Dystrophy (COL6A3 Exon 10, Labrador Retriever Variant)	Clear
 Ullrich-like Congenital Muscular Dystrophy (COL6A1 Exon 3, Landseer Variant)	Clear
 Unilateral Deafness and Vestibular Syndrome (PTPRQ Exon 39, Doberman Pinscher)	Clear
 Von Willebrand Disease Type I, Type I vWD (VWF)	Clear
 Von Willebrand Disease Type II, Type II vWD (VWF, Pointer Variant)	Clear
 Von Willebrand Disease Type III, Type III vWD (VWF Exon 4, Terrier Variant)	Clear
 Von Willebrand Disease Type III, Type III vWD (VWF Intron 16, Nederlandse Kooikerhondje Variant)	Clear
 Von Willebrand Disease Type III, Type III vWD (VWF Exon 7, Shetland Sheepdog Variant)	Clear
 X-Linked Hereditary Nephropathy, XLHN (COL4A5 Exon 35, Samoyed Variant 2)	Clear
 X-Linked Myotubular Myopathy (MTM1, Labrador Retriever Variant)	Clear
 X-Linked Progressive Retinal Atrophy 1, XL-PRA1 (RPGR)	Clear
 X-linked Severe Combined Immunodeficiency, X-SCID (IL2RG Exon 1, Basset Hound Variant)	Clear
 X-linked Severe Combined Immunodeficiency, X-SCID (IL2RG, Corgi Variant)	Clear
 Xanthine Urolithiasis (XDH, Mixed Breed Variant)	Clear
 β -Mannosidosis (MANBA Exon 16, Mixed-Breed Variant)	Clear

HEALTH REPORT

⊖ Notable result

Progressive Retinal Atrophy, crd4/crd1

Il Granaio Dei Malatesta Flocky inherited one copy of the variant we tested for Progressive Retinal Atrophy, crd4/crd1

What does this result mean?

Because this variant is inherited in an autosomal recessive manner (meaning dogs need two copies of the variant to develop the disease), Flocky is unlikely to develop this condition due to the variant.

Impact on Breeding

Your dog carries this variant and will pass it on to ~50% of his offspring. You can email breeders@embarkvet.com to discuss with a genetic counselor how the genotype results should be applied to a breeding program.

What is Progressive Retinal Atrophy, crd4/crd1?

PRA-CRD4/crd1 is a retinal disease that causes progressive, non-painful vision loss over a 1-2 year period. The retina contains cells, called photoreceptors, that collect information about light and send signals to the brain. There are two types of photoreceptors: rods, for night vision and movement, and cones, for day vision and color. This type of PRA leads to early loss of cone cells, causing day blindness before night blindness.

When signs & symptoms develop in affected dogs

The earliest ophthalmic signs are typically present by 6 months of age. There is a wide range in the age of when dogs become clinically affected, although the average age is approximately 5 years. Dogs as young as 6 months may be blind, while dogs as old as 10 may still have vision.

How vets diagnose this condition

Veterinarians use a focused light to examine the pupils. In affected dogs, the pupils will appear more dilated and slower to contract. Your vet may also use a lens to visualize the retina at the back of the eye to look for changes in the optic nerve or blood vessels. You may be referred to a veterinary ophthalmologist for a definitive diagnosis.

How this condition is treated

Currently, there is no definitive treatment for PRA. Supplements, including antioxidants, have been proposed for management of the disease, but have not been scientifically proven effective.

Actions to take if your dog is affected

- Careful monitoring by your veterinarian will be required for the rest of your affected dog's life as secondary complications, including cataracts, can develop.
- With blind dogs, keeping furniture in the same location, making sure they are on a leash in unfamiliar territory, and training them to understand verbal commands are some of the ways to help them at home.

"FLOCKY"

IL GRANAIO DEI MALATESTA FLOCKY



DNA Test Report

Test Date: August 25th, 2023

embk.me/ilgranaiodeimalatestaflocky

INBREEDING AND DIVERSITY

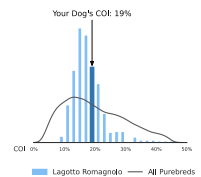
CATEGORY

RESULT

Coefficient Of Inbreeding

Our genetic COI measures the proportion of your dog's genome where the genes on the mother's side are identical by descent to those on the father's side.

19%

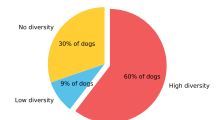


MHC Class II - DLA DRB1

A Dog Leukocyte Antigen (DLA) gene, DRB1 encodes a major histocompatibility complex (MHC) protein involved in the immune response. Some studies have shown associations between certain DRB1 haplotypes and autoimmune diseases such as Addison's disease (hypoadrenocorticism) in certain dog breeds, but these findings have yet to be scientifically validated.

High Diversity

How common is this amount of diversity in purebreds:



MHC Class II - DLA DQA1 and DQB1

DQA1 and DQB1 are two tightly linked DLA genes that code for MHC proteins involved in the immune response. A number of studies have shown correlations of DQA-DQB1 haplotypes and certain autoimmune diseases; however, these have not yet been scientifically validated.

High Diversity

How common is this amount of diversity in purebreds:

